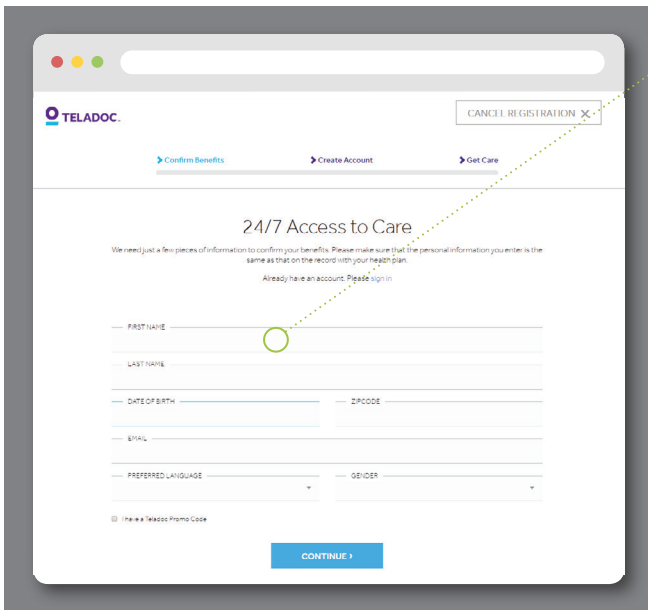




Get started with Teladoc

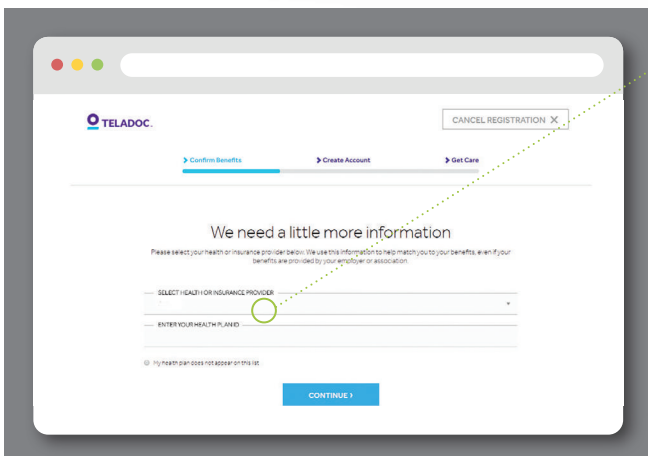
It's quick and easy to set up your account online. Simply visit the Teladoc® website, click **"Get started now,"** and then follow the instructions below.



The screenshot shows a registration form with the following fields: FIRST NAME, LAST NAME, DATE OF BIRTH, ZIP CODE, EMAIL, PREFERRED LANGUAGE, and GENDER. A green circle highlights the FIRST NAME field. At the bottom, there is a 'CONTINUE' button and a checkbox for 'I have a Texas Promo Code'.

1. Confirm benefits

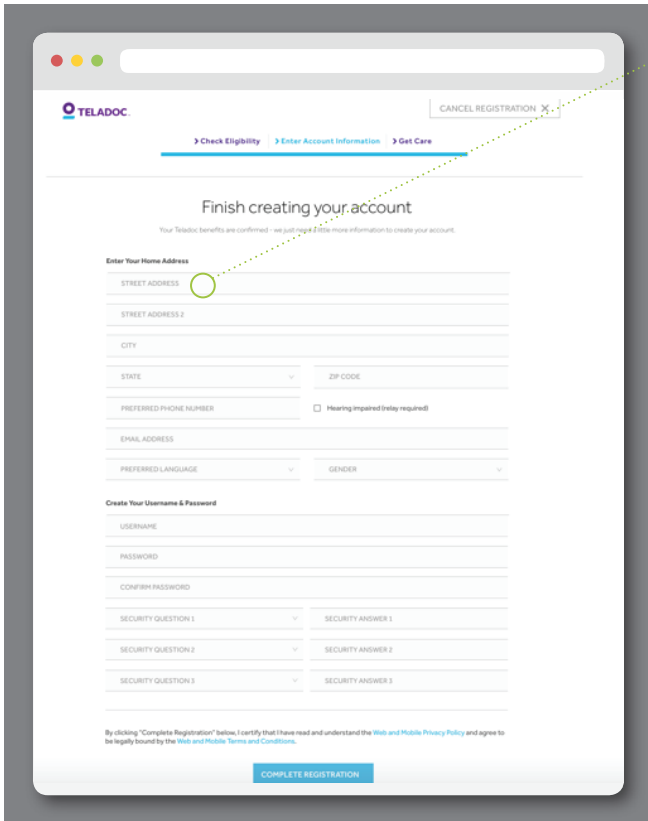
Provide some information about yourself to confirm your eligibility.



The screenshot shows a registration form with the following fields: SELECT HEALTH OR INSURANCE PROVIDER and ENTER YOUR HEALTH PLAN ID. A green circle highlights the SELECT HEALTH OR INSURANCE PROVIDER field. At the bottom, there is a 'CONTINUE' button and a checkbox for 'My health plan does not appear on this list'.

2. Select benefit provider

Pick your health plan from the drop-down menu and enter your health plan ID.



The screenshot shows a web browser window with the Teladoc logo in the top left. A navigation bar contains links for 'Check Eligibility', 'Enter Account Information', and 'Get Care'. A 'CANCEL REGISTRATION' button is in the top right. The main heading is 'Finish creating your account' with a sub-note: 'Your Teladoc benefits are confirmed - we just need a little more information to create your account.' The form is divided into two sections: 'Enter Your Home Address' and 'Create Your Username & Password'. The 'Enter Your Home Address' section includes fields for 'STREET ADDRESS', 'STREET ADDRESS 2', 'CITY', 'STATE' (dropdown), 'ZIP CODE', 'PREFERRED PHONE NUMBER', and a checkbox for 'Hearing impaired (relay required)'. The 'EMAIL ADDRESS' field is also present. The 'Create Your Username & Password' section includes fields for 'USERNAME', 'PASSWORD', and 'CONFIRM PASSWORD'. Below these are three pairs of 'SECURITY QUESTION' (dropdown) and 'SECURITY ANSWER' fields. At the bottom, there is a disclaimer: 'By clicking "Complete Registration" below, I certify that I have read and understand the Web and Mobile Privacy Policy and agree to be legally bound by the Web and Mobile Terms and Conditions.' and a blue 'COMPLETE REGISTRATION' button.

3. Create account

Enter your contact information, username, password, and security questions.

Set up your account today to get started

Visit Teladoc.com | Download the app

